

Spring 2020 Individual Instructor by Class Number Report for EEL4930-12097: Spec Top Elect Eng (Catia Pinho Da Silva)

Project Title: **University of Florida GatorEvals – Spring 2020**

Courses Audience: 48	Instructors Audience: 48
Responses Received: 23	Responses Received: 23
Response Ratio: 47.9%	Response Ratio: 47.9%

INTRODUCTION

Teaching is a fundamental purpose of the University of Florida and the dissemination of new knowledge in our classrooms, studios, and clinics enables our students and trainees to fully explore their intellectual boundaries. Assessment and evaluation of our courses are designed to enhance instruction and maximize learning to meet the mission of the university. This report contains the results gathered through the new GatorEvals system. Students were invited to share their feedback on the teaching and course material. We invite every faculty member to examine the analysis in the report and utilize the resources provided in the report. Thank you for your continued great work!

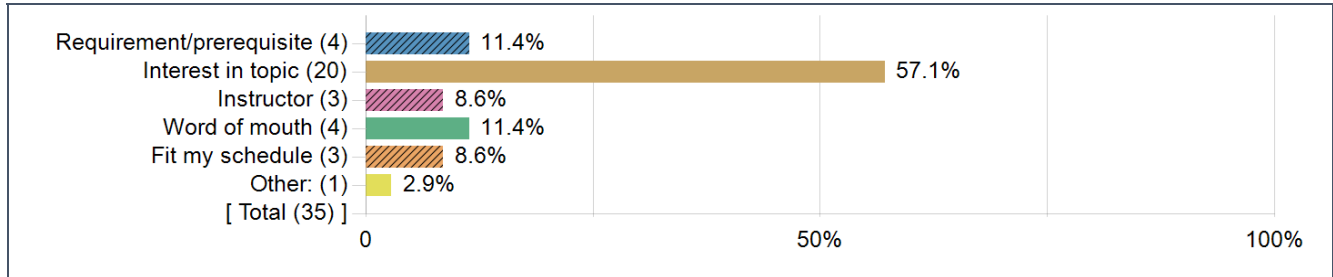
Chris Hass, Ph.D.
Associate Provost for Academic and Faculty Affairs



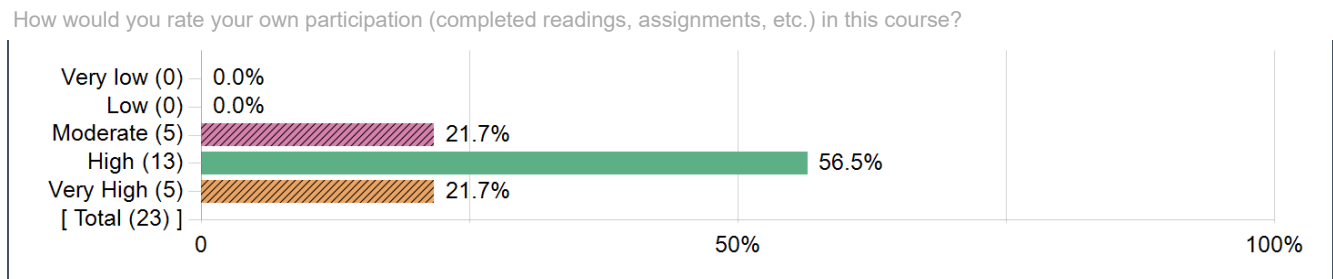
Creation Date: **Friday, May 8, 2020**

Student Self-Evaluation Questions

Why did you take this course?



How would you rate your own participation (completed readings, assignments, etc.) in this course?



Comparative Evaluation Results

University Core Instructor Evaluation Questions - Comparative Scores

Question	Your Score		DPT Mean (Undergrad- ENG(EG)- Electrical & Comp Eng)		College Average (College- Engineering)		University Average	
	Mean	Median	Mean	Median	Mean	Median	Mean	Median
The instructor was enthusiastic about the course.	4.91	5.00	4.64	5.00	4.55	5.00	4.54	5.00
The instructor explained material clearly and in a way that enhanced my understanding.	4.48	5.00	4.19	5.00	4.14	4.00	4.29	5.00
The instructor maintained clear standards for response and availability (e.g. turnaround time for email, office hours, etc.)	4.83	5.00	4.49	5.00	4.40	5.00	4.46	5.00
The instructor fostered a positive learning environment that engaged students.	4.83	5.00	4.42	5.00	4.31	5.00	4.40	5.00
The instructor provided prompt and meaningful feedback on my work and performance in the course.	4.70	5.00	4.19	5.00	4.10	4.00	4.25	5.00
The instructor was instrumental to my learning in the course.	4.57	5.00	4.13	5.00	4.07	4.00	4.20	5.00
Overall	4.72	-	4.34	-	4.26	-	4.36	-

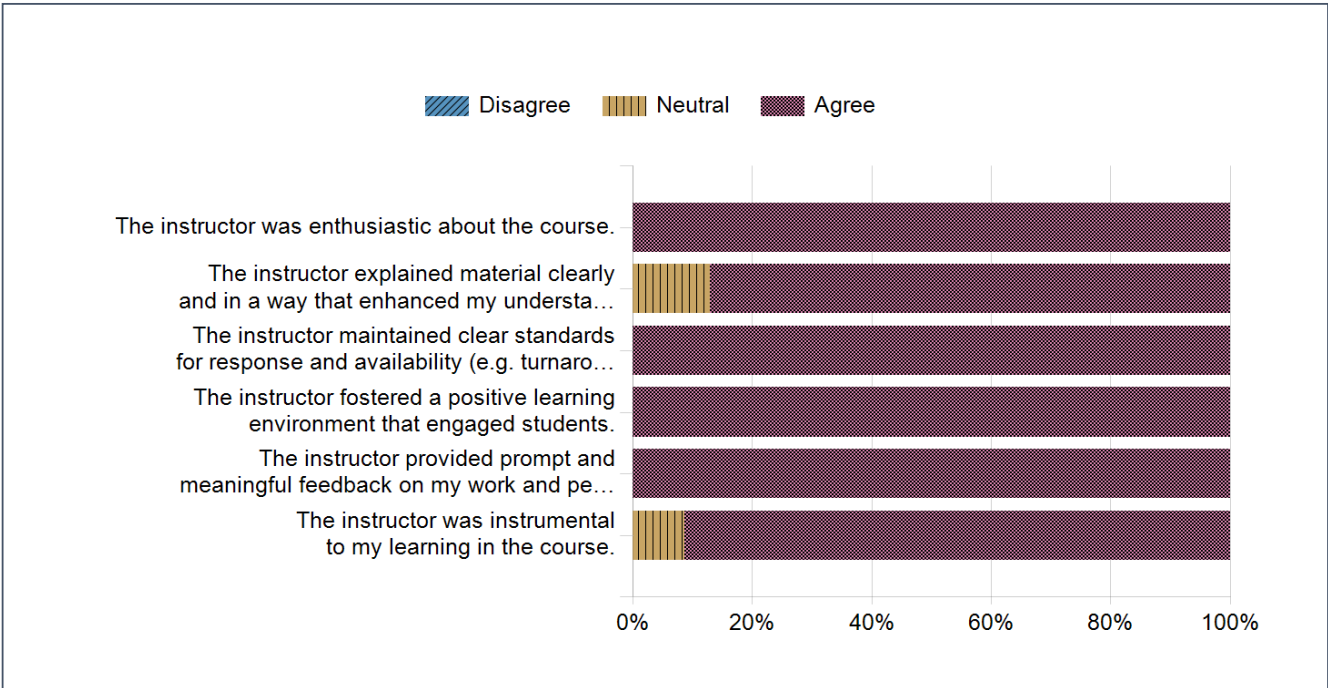
University Core Course Evaluation Questions - Comparative Scores

Question	Your Score		DPT Mean (Undergrad- ENG(EG)- Electrical & Comp Eng)		College Average (College- Engineering)		University Average	
	Mean	Median	Mean	Median	Mean	Median	Mean	Median
Course content (e.g., readings, activities, assignments) was relevant & useful.	4.70	4.82	4.27	4.44	4.21	4.35	4.25	4.38
The course fostered regular interaction between student and instructor.	4.61	4.73	4.12	4.29	3.99	4.17	4.05	4.25
Course activities and assignments improved my ability to analyze, solve problems, and/or think critically.	4.70	4.82	4.30	4.50	4.20	4.39	4.18	4.35
Overall, this course was a valuable educational experience.	4.74	4.89	4.30	4.53	4.19	4.41	4.23	4.44
Overall	4.68	-	4.25	-	4.15	-	4.18	-

Aggregate Evaluation Results

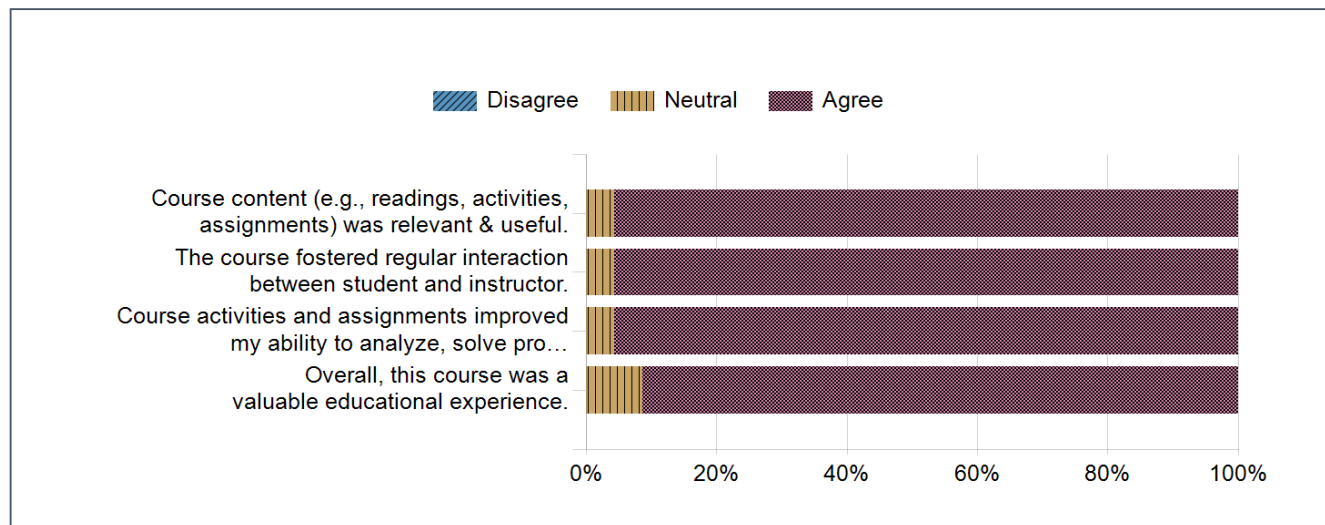
University Core Instructor Evaluation Questions - Aggregate Chart

Note that in the following aggregate chart "Strongly Agree" and "Agree" have been grouped together as "Agree" while "Strongly Disagree" and "Disagree" have been grouped together as "Disagree".



University Core Course Evaluation Questions - Aggregate Chart

Note that in the following aggregate chart "Strongly Agree" and "Agree" have been grouped together as "Agree" while "Strongly Disagree" and "Disagree" have been grouped together as "Disagree".



Percentages Evaluation Results

University Core Instructor Evaluation Questions

	Strongly Disagree 1	Disagree 2	Neutral 3	Agree 4	Strongly Agree 5	Count	Mean	Median	SD
The instructor was enthusiastic about the course.	0.0%	0.0%	0.0%	8.7%	91.3%	23	4.91	5.00	0.29
The instructor explained material clearly and in a way that enhanced my understanding.	0.0%	0.0%	13.0%	26.1%	60.9%	23	4.48	5.00	0.73
The instructor maintained clear standards for response and availability (e.g. turnaround time for email, office hours, etc.)	0.0%	0.0%	0.0%	17.4%	82.6%	23	4.83	5.00	0.39
The instructor fostered a positive learning environment that engaged students.	0.0%	0.0%	0.0%	17.4%	82.6%	23	4.83	5.00	0.39
The instructor provided prompt and meaningful feedback on my work and performance in the course.	0.0%	0.0%	0.0%	30.4%	69.6%	23	4.70	5.00	0.47
The instructor was instrumental to my learning in the course.	0.0%	0.0%	8.7%	26.1%	65.2%	23	4.57	5.00	0.66

University Core Course Evaluation Questions

	Strongly Disagree 1	Disagree 2	Neutral 3	Agree 4	Strongly Agree 5	Count	Mean	Median	SD
Course content (e.g., readings, activities, assignments) was relevant & useful.	0.0%	0.0%	4.3%	21.7%	73.9%	23	4.70	5.00	0.56
The course fostered regular interaction between student and instructor.	0.0%	0.0%	4.3%	30.4%	65.2%	23	4.61	5.00	0.58
Course activities and assignments improved my ability to analyze, solve problems, and/or think critically.	0.0%	0.0%	4.3%	21.7%	73.9%	23	4.70	5.00	0.56
Overall, this course was a valuable educational experience.	0.0%	0.0%	8.7%	8.7%	82.6%	23	4.74	5.00	0.62

For additional information and resources in each of these question areas, please visit the GatorEvals Website at <https://gatorevals.ua.ufl.edu/resources--policies/question-set/>